

Online Vote Guidelines


E-vote will be open from **Monday May 1st 09:00am until Thursday May 4th 06:00pm.**

How to vote on-line?

1) **Log on** www.cameraitacina.com, using your username and password (Forgot your username/password? After clicking Login, click on “Request New Password” and insert your username or email address that you used to register on the CICC Website. Should you have any problem, please contact the CICC office of your area:


(Beijing: info@cameraitacina.com; Chongqing: infochongqing@cameraitacina.com; Guangzhou: infoguangdong@cameraitacina.com; Shanghai: infohanghai@cameraitacina.com; Suzhou: infosuzhou@cameraitacina.com).

NB: Our office will be closed on May 1st for Labour day. We will answer on May 2nd.

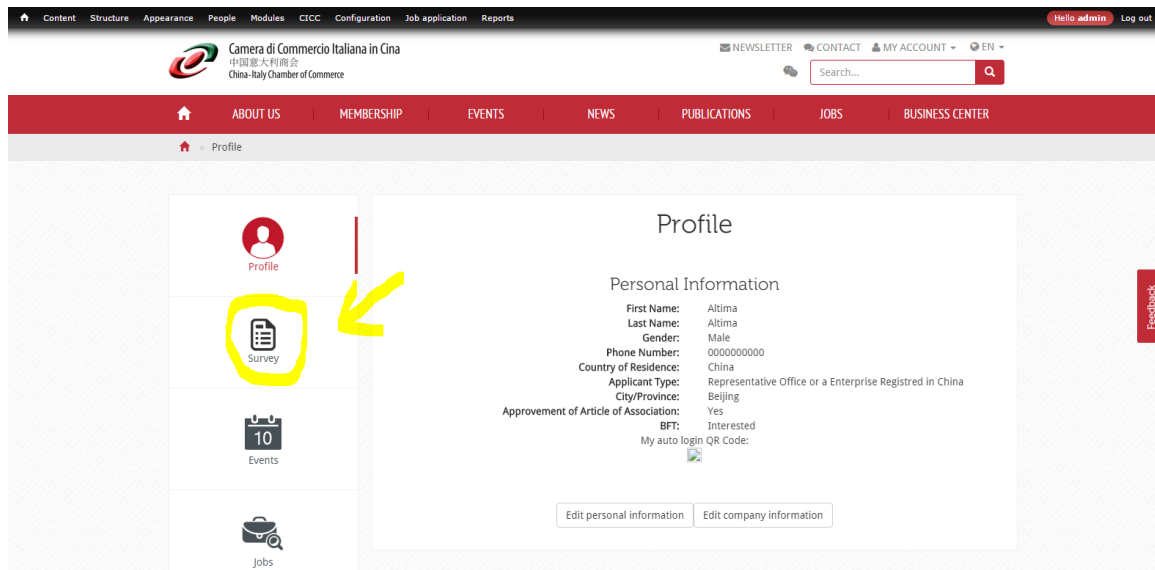


The screenshot shows the homepage of the Camera di Commercio Italiana in Cina (China-Italy Chamber of Commerce). The header includes the organization's name in Italian and Chinese, along with navigation links for NEWSLETTER, CONTACT, LOGIN, and EN. A yellow arrow points to the LOGIN button. The main navigation bar contains links for ABOUT US, MEMBERSHIP, WORKING GROUPS, EVENTS, NEWS, JOBS, and BUSINESS OPPORTUNITIES. The central banner features the text "Meet the Chamber" and "the service offering your company solutions for the Chinese market". Below this, there is a list of services: IPR, Human resources, Market entry strategies, and more. A "Know more" link and the contact email infohanghai@cameraitacina.com are also present. At the bottom, there are navigation tabs for General News, Board News, Member News, and Friends of CICC News, along with promotional banners for World Bridge Tourism and Cucina Italiana.

2) Click on **MY ACCOUNT** then on **SURVEY**.



This screenshot is identical to the one above, showing the CICC website homepage. However, a yellow arrow points to the MY ACCOUNT button in the top right corner of the header, indicating the next step in the voting process.



3) Click on “**Elective General Assembly 2017_Vote active for Rep. Off. or Enterprise registered in China**” or “**Elective General Assembly 2017_Vote active for Foreign Citizen Resident in China**”, depending on your status as a CICC Member.

4) Select the candidate (1 preference) for each position and click **SUBMIT** to confirm.



5) If the submission is successful, the following message will appear: “Thank you for your vote”